

# TherapySource Color Splash 5K Dash Age

Position	Bib #	Name	FINISH	Pace	Age	Gender	City	Team
----------	-------	------	--------	------	-----	--------	------	------

## TOP MALES OVERALL IN 5K DIVISION - based on Chip Elapsed time

1	2498	AHRING, TYLER	21:06.67	6:48	22	M		
---	------	---------------	----------	------	----	---	--	--

## TOP FEMALES OVERALL IN 5K DIVISION - based on Chip Elapsed time

1	2269	ALLEN, TORI	25:49.39	8:20	23	F	KIRKSVILLE	
---	------	-------------	----------	------	----	---	------------	--

## MALE 14 & UNDER IN DIVISION 5K - based on Chip Elapsed time

1	2271	ANDERSON, BRYAN	27:17.56	8:48	13	M	BLAND	Deadly Shins
2	2276	AYTES, J. T.	34:53.84	11:15	11	M	OWENSVILLE	OCC
3	2400	PANKEY, CLAYTON	40:41.34	13:07	7	M	BELLE	Team Donnelley
4	2368	JONES, DEREK	48:35.80	15:40	6	M	GERALD	Kickin' Cancer Crew
5	2378	KUEBLER, BRAYDEN	50:13.50	16:12	10	M	ROSEBUD	
6	2470	WHELAN, CHARLIE	53:14.24	17:10	9	M	OWENSVILLE	Teachers on the Run
7	2284	BINKHOELTER, CADEN	55:19.28	17:51	11	M	GERALD	Deadly Shins
8	2296	CALDWELL, LYNN	55:35.10	17:56	7	M	OWENSVILLE	
9	2414	RADEMACHER, HARM	57:00.54	18:23	10	M	OWENSVILLE	
10	2405	POLLITE, JADEN	59:48.52	19:17	8	M	OWENSVILLE	

## MALE 15 - 24 IN DIVISION 5K - based on Chip Elapsed time

1	2483	BOHL, JOSH	24:35.20	7:56	22	M		
2	2492	BOHL, BLAKE	29:20.92	9:28	17	M		
3	2339	FOWLER, ANDREW	32:05.64	10:21	22	M	OWENSVILLE	Team Grimco
4	2486	ALLEN, TAYLOR	33:42.95	10:52	23	M		
5	2275	AYTES, BRADLEY	36:16.15	11:42	17	M	OWENSVILLE	OCC
6	2317	DIEZ, BEN	45:11.00	14:35	19	M	GERALD	Kickin' Cancer Crew
7	2290	BORGMANN, KORY	48:04.26	15:30	23	M	GERALD	Kickin' Cancer Crew
8	2274	ATKISSON, COLE	58:59.37	19:02	16	M	ROLLA	

## MALE 25 - 34 IN DIVISION 5K - based on Chip Elapsed time

1	2357	HALKER, STEVEN	21:27.59	6:55	32	M	GERALD	
2	2367	JONES, DARRIN	25:27.06	8:13	30	M	GERALD	Kickin' Cancer Crew
3	2482	CASE, COREY	26:16.70	8:28	34	M		
4	2484	BOHL, JONATHAN	28:14.45	9:06	30	M		
5	2343	GEISERT, NICK	33:22.79	10:46	31	M	OWENSVILLE	
6	2335	FLETCHER, MATT	34:36.24	11:10	29	M	OWENSVILLE	JnL2 Crew
7	2319	DUNCAN, BRANDON	37:20.87	12:03	29	M	OWENSVILLE	
8	2350	GOOCH, TRAVIS	48:03.92	15:30	27	M	ROSEBUD	Kickin' Cancer Crew
9	2279	BAYLESS, JEREMY	58:53.73	18:59	33	M	OWENSVILLE	Team Grimco

## MALE 35 - 44 IN DIVISION 5K - based on Chip Elapsed time

# THERPYSOURCE COLOR SPLASH 5K DASH AGE

Position	Bib #	Name	FINISH	Pace	Age	Gender	City	Team
1	2487	HELMIG, RANDY	22:11.01	7:09	39	M		Temple in Training
2	2421	RICE, DANNY	26:33.71	8:34	40	M	ROSEBUD	
3	2478	BROWN, JACOB	27:39.33	8:55	36	M		
4	2380	KUEBLER, SCOTT	50:27.25	16:16	41	M	ROSEBUD	
5	2297	CALDWELL, LYNN	55:32.93	17:55	38	M	OWENSVILLE	

## MALE 45 - 54 IN DIVISION 5K - based on Chip Elapsed time

1	2489	GEHLERT, JOHN	25:26.56	8:12	50	M		
2	2292	BRANSON, SCOTT	28:25.50	9:10	54	M	OWENSVILLE	
3	2331	FARRIS, CHUCK	28:28.57	9:11	54	M	BELLE	Team Grimco
4	2471	WILSON, BRADY	30:39.41	9:53	51	M	ROLLA	
5	2302	CALLIER, TONY	38:48.30	12:31	50	M	ROLLA	
6	2408	POWERS, RICHARD	45:14.39	14:35	46	M	HERMANN	Teachers on the Run
7	2441	SHOEMAKER, JERRY	49:14.01	15:53	47	M	GERALD	
8	2394	MORITZ, CHUCK	49:50.05	16:05	50	M	OWENSVILLE	
9	2281	BEASLEY, MARTY	54:46.21	17:40	53	M	GERALD	OCC

## MALE 55 - 64 IN DIVISION 5K - based on Chip Elapsed time

1	2495	MORRIS, PATRICK	33:29.88	10:48	56	M		
2	2451	THURMOND, STEVE	36:33.79	11:47	58	M	SULLIVAN	Tiffany & Co.
3	2501	ADAMS, STEVE	49:03.90	15:49	59	M	OWENSVILLE	
4	2444	SPENCER, SAM	52:34.98	16:57	59	M	BLAND	Deadly Shins
5	2306	COEN, TERRY	53:41.35	17:19	59	M	OWENSVILLE	Deadly Shins

## MALE 65 + IN DIVISION 5K - based on Chip Elapsed time

1	2300	CALDWELL, CHARLES	55:40.79	17:57	68	M	GERALD	
2	2497	COPELAND, RONALD	1:02:10.38	20:03	79	M		

## FEMALE 14 & UNDER IN DIVISION 5K - based on Chip Elapsed time

1	2481	GRUBEN, BRAYDEN	34:47.31	11:13	14	F		
2	2406	POWERS, KAYLYN	36:41.55	11:50	11	F	OWENSVILLE	Teachers on the Run
3	2415	RADEMACHER, MACKENZIE	40:58.78	13:13	12	F	OWENSVILLE	
4	2325	ECKSTEIN, MATHILDA	43:14.99	13:57	12	F	UNION	
5	2448	TAYLOE, PAIGE	46:00.62	14:50	13	F	OWENSVILLE	
6	2395	MORITZ, SADIE	46:00.80	14:50	13	F	OWENSVILLE	
7	2409	POWERS, JILLIAN	46:25.08	14:58	10	F	HERMANN	Teachers on the Run
8	2377	KUEBLER, ALLIE	50:39.90	16:20	7	F	ROSEBUD	
9	2474	WNUK, MOLLY	51:34.13	16:38	9	F	OWENSVILLE	Teachers on the Run
10	2283	BINKHOELTER, KYRA	55:19.87	17:51	12	F	OWENSVILLE	Deadly Shins
11	2282	BINKHOELTER, MEGAN	55:20.27	17:51	13	F	OWENSVILLE	Deadly Shins
12	2295	CALDWELL, CAMRYN	55:31.51	17:55	7	F	OWENSVILLE	
13	2416	RASMUSSEN, BAILEY	55:32.47	17:55	13	F	OWENSVILLE	
14	2327	ENGELBRECHT, HALLE	58:50.90	18:59	10	F	GERALD	Flying S Trucking

# THERAPYSOURCE COLOR SPLASH 5K DASH AGE

Position	Bib #	Name	FINISH	Pace	Age	Gender	City	Team
15	2435	SCHARFENBERG, MACKENZIE	1:00:24.49	19:29	8	F	CUBA	

## FEMALE 15 - 24 IN DIVISION 5K - based on Chip Elapsed time

1	2358	HENDRIX, COURTNEY	32:14.54	10:24	17	F	OWENSVILLE	OCC
2	2270	ANDERSON, JULIE	35:15.46	11:22	15	F	HERMANN	
3	2363	HUBBARD, MICHAELA	35:15.58	11:22	15	F	HERMANN	
4	2404	PIRTLE, REBECCA	36:29.85	11:46	15	F	ST JAMES	
5	2308	COOPER, ALYSSA	37:10.91	11:59	20	F	SPRINGFIELD	Tiffany & Co.
6	2436	SCHLEMPER, BECKY	38:26.27	12:24	17	F	LINN	Team Grimco
7	2491	BRYAN, MARIAH	38:26.60	12:24	15	F		Team Grimco
8	2458	VAN HORN, JODI	40:58.64	13:13	21	F	OWENSVILLE	JnL2 Crew
9	2459	VAN HORN, VIRGINIA	40:58.88	13:13	19	F	OWENSVILLE	JnL2 Crew
10	2307	COLEMAN, MAKAYLA	42:54.23	13:50	15	F	SULLIVAN	
11	2496	WALL, VICTORIA	42:54.51	13:50	15	F		
12	2326	ECKSTEIN, VELMA	44:54.19	14:29	16	F	UNION	
13	2324	ECKSTEIN, HANNA	44:55.13	14:29	15	F	UNION	
14	2289	BORGSMANN, KATELYN	46:29.92	14:59	20	F	LESLIE	Kickin' Cancer Crew
15	2442	SKOUBY, MELISSA	49:50.86	16:05	23	F	NEW HAVEN	Team Donnelley
16	2314	CZESCHIN, ALLI	53:41.87	17:19	16	F	OWENSVILLE	Deadly Shins
17	2351	GOOCH, HEATHER	55:27.02	17:53	23	F	ROSEBUD	Kickin' Cancer Crew
18	2423	ROGERS, DANIELLE	56:59.12	18:23	22	F	DIXON	
19	2461	VANDEGRIFF, HALEY	57:21.71	18:30	22	F	BELLE	OCC
20	2422	ROBINSON, DANYEE	59:23.07	19:09	23	F	GERALD	Flying S Trucking
21	2425	RUFFNER, JORDAN	1:00:55.71	19:39	22	F	OWENSVILLE	JnL2 Crew


## FEMALE 25 - 34 IN DIVISION 5K - based on Chip Elapsed time

1	2420	RENNICK, TABATHA	29:24.91	9:29	32	F	SULLIVAN	Tiffany & Co.
2	2412	QUICK, SAMANTHA	33:42.83	10:52	29	F	CUBA	Temple in Training
3	2456	UFFMANN, HANNAH	34:36.73	11:10	34	F	OWENSVILLE	JnL2 Crew
4	2443	SOUTHERLAND, JENNY	34:37.17	11:10	27	F	GERALD	Flying S Trucking
5	2432	SASSMANN, ERIN	36:17.95	11:42	31	F	OWENSVILLE	Teachers on the Run
6	2460	VAN LEER, REBECA	37:58.29	12:15	32	F	STANTON	
7	2360	HOEBBEL, JESSICA	38:43.01	12:29	29	F	BOURBON	Team Donnelley
8	2453	TIBBETTS, MARITA	40:39.50	13:07	28	F	BELLE	Team Donnelley
9	2333	FERGUSON, JANET	43:15.15	13:57	26	F	UNION	
10	2303	CARDOZA, BECKY	43:34.96	14:03	26	F	OWENSVILLE	
11	2366	JONES, TABETHA	48:34.61	15:40	27	F	GERALD	Kickin' Cancer Crew
12	2387	MAYBERRY, STACEY	48:34.98	15:40	28	F	OWENSVILLE	
13	2392	MORGAN, HOLLY	49:51.32	16:05	28	F	BELLE	OCC
14	2336	FLETCHER, ASHLEY	49:51.40	16:05	29	F	OWENSVILLE	Team Donnelley
15	2473	WNUK, TINA	53:14.71	17:10	34	F	OWENSVILLE	Teachers on the Run
16	2397	MYERS, BRANDY	56:25.10	18:12	26	F	OWENSVILLE	
17	2287	BOATMAN, MICHELLE	57:03.03	18:24	30	F	BLAND	
18	2337	FORSYTHE, AMY	57:22.06	18:30	26	F	BELLE	
19	2389	MICHEL, CAROL	57:23.11	18:31	26	F	BLAND	

# THERAPYSOURCE COLOR SPLASH 5K DASH AGE

Position	Bib #	Name	FINISH	Pace	Age	Gender	City	Team
20	2278	BAYLESS, JESSIE	58:52.28	18:59	32	F	OWENSVILLE	Teachers on the Run
21	2424	ROYLE, STEPHANIE	58:52.92	18:59	34	F	LESLIE	Teachers on the Run
22	2447	STRUEMPH, BRITANI	59:45.66	19:16	26	F	BELLE	Struempfh Trucking
23	2434	SCHARFENBERG, ALEAH	1:00:23.97	19:29	32	F	CUBA	
24	2195	MONZYK, BETH	1:01:02.82	19:41	31	F		THE WALKING DEAD
25	2356	GRUEN, KASEY	1:01:27.62	19:49	25	F	LEASBURG	Tiffany & Co
26	2386	MATHIS, ASHLEY	1:01:44.67	19:55	25	F	ROBERTSVILLE	Tiffany & Co
27	2342	GEISERT, EMILY	1:04:01.18	20:39	28	F	OWENSVILLE	
28	2493	RODRIGUEZ, SHELIA	1:04:08.73	20:41	29	F		Deadly Shins

FEMALE 35 - 44 IN DIVISION 5K - based on Chip Elapsed time



1	2355	GREEN, CHRISTY	27:37.48	8:55	38	F	ROLLA	
2	2304	CHAPMAN, DANA	30:26.22	9:49	35	F	ROSEBUD	Pink Cheetahs
3	2291	BOUSE, BECKY	31:30.36	10:10	37	F	BOURBON	Tiffany & Co.
4	2348	GLASER, DYANA	32:19.86	10:25	40	F	OWENSVILLE	Pink Cheetahs
5	2445	STOVER, TRACEY	32:42.47	10:33	37	F	SULLIVAN	
6	2365	HUGHES, STEPHANIE	32:59.86	10:38	40	F	SALEM	
7	2403	PIRTLE, JENNIFER	33:03.58	10:40	44	F	ST JAMES	
8	2194	WILDEBRANDT, HEATHER	33:12.81	10:43	40	F		
9	2341	GEHLERT, CHRISTIE	33:43.17	10:53	43	F	BELLE	
10	2418	REHMERT, TRACIE	34:10.34	11:01	41	F	BLAND	
11	2381	LANIGAN, STACEY	34:21.09	11:05	36	F	SULLIVAN	Team Donnelley
12	2500	HAYES, NATALIE	34:38.57	11:10	35	F		Teachers on the Run
13	2285	BINKHOELTER, ANGIE	36:17.89	11:42	38	F	OWENSVILLE	Teachers on the Run
14	2402	PETERS, TRACEY	36:36.02	11:48	40	F	BONHTS MILL	Pink Cheetahs
15	2462	VANDEGRIFFE, MISSY	40:23.25	13:02	44	F	BLAND	Pink Cheetahs
16	2488	VAUGHN, RICKI	42:01.36	13:33	40	F		
17	2353	GRAHAM, MELISSA	42:59.28	13:52	40	F	OWENSVILLE	Team Grimco
18	2338	FOWLER, SHIRLEY	45:37.45	14:43	42	F	JEFFERSON CITY	Team Grimco
19	2446	STROTHKAMP, DEBBIE	45:37.67	14:43	44	F	SULLIVAN	Team Grimco
20	2437	SCHLEMPER, LISA	45:55.18	14:49	44	F	LINN	Team Grimco
21	2401	PARSONS, CINDY	45:57.29	14:49	41	F	HERMANN	
22	2383	LITRELL, PAM	45:57.88	14:49	44	F	OWENSVILLE	Team Grimco
23	2430	SAMPLE, CHRISTINE	45:59.98	14:50	42	F	OWENSVILLE	Team Grimco
24	2499	CARWILE, ROXANNE	48:03.52	15:30	44	F		Struempfh Trucking
25	2464	WATSON, TINA	49:01.40	15:49	40	F	ROSEBUD	Pink Cheetahs
26	2354	GRANNEMANN, NICOLE	49:01.45	15:49	35	F	OWENSVILLE	Pink Cheetahs
27	2450	THORLAKSON, JENI	49:15.88	15:53	42	F	GERALD	
28	2340	GARNER, ANDREA	49:49.94	16:04	44	F	OWENSVILLE	
29	2312	CRUTSINGER, JENNIFER	50:02.17	16:08	37	F	BELLE	
30	2454	TIBBETTS, ALESIA	50:07.81	16:10	39	F	BELLE	
31	2477	ZIMMERLY SCHOENFELD, DINA	50:14.28	16:12	37	F	ROSEBUD	
32	2320	DUNCAN, BOBBI	50:36.47	16:19	43	F	DIXON	
33	2379	KUEBLER, CRYSTAL	50:40.21	16:21	36	F	ROSEBUD	
34	2390	MILLER, MARILYNN	51:00.55	16:27	41	F	BELLE	
35	2369	KETCHERSIDE, TANGELIA	51:31.58	16:37	39	F	CUBA	Team Donnelley

# THERAPYSOURCE COLOR SPLASH 5K DASH AGE

Position	Bib #	Name	FINISH	Pace	Age	Gender	City	Team
36	2469	WHELAN, SARA	51:35.49	16:38	40	F	OWENSVILLE	Teachers on the Run
37	2273	ANGELL-BORGMANN, MICHELLE	51:39.73	16:40	44	F	LESLIE	Kickin' Cancer Crew
38	2344	GERLOFF, BECKY	53:41.19	17:19	39	F	BLAND	Deadly Shins
39	2313	CZESCHIN, JULIE	53:41.78	17:19	37	F	OWENSVILLE	Deadly Shins
40	2298	CALDWELL, STACY	55:40.21	17:57	39	F	OWENSVILLE	
41	2413	RADEMACHER, CRYSTAL	57:02.52	18:24	40	F	OWENSVILLE	
42	2467	WEIRICH, DAYNA	57:27.84	18:32	42	F	GERALD	
43	2428	RYALS, JILL	57:30.94	18:33	43	F	OWENSVILLE	
44	2382	LAWYER, ROBIN	58:58.40	19:01	39	F	ROLLA	
45	2374	KNIGHT, AMY	1:00:37.65	19:33	38	F	OWENSVILLE	
46	2455	TUCKER, BECKY	1:00:52.17	19:38	38	F	OWENSVILLE	Temple in Training
47	2468	WEISKOPF, TIFFANY	1:01:27.51	19:49	37	F	SULLIVAN	Tiffany & Co
48	2376	KOEHN, SHELIA	1:01:40.86	19:54	44	F	BLAND	
49	2329	FARRAR, DONIELLE	1:02:10.05	20:03	40	F	OWENSVILLE	Temple in Training
50	2466	WEHMEYER, HEATHER	1:04:04.06	20:40	38	F	OWENSVILLE	OCC

FEMALE 45 - 54 IN DIVISION 5K - based on Chip Elapsed time

1	2440	SEWALD, SONYA	29:27.58	9:30	46	F	BOURBON	Tiffany & Co
2	2345	GERTH, JERRI	30:43.56	9:55	54	F	GERALD	JnL2 Crew
3	2490	RUETTIGERS, DOTTIE	31:00.84	10:00	54	F		
4	2364	HUDDLESTON, RAENAN	33:26.58	10:47	50	F	ROLLA	
5	2407	POWERS, SARAH	34:39.07	11:11	46	F	OWENSVILLE	Teachers on the Run
6	2449	TAYLOE, SHANNON	34:46.94	11:13	46	F	OWENSVILLE	
7	2352	GOODMAN, DANA	35:19.93	11:24	46	F	OWENSVILLE	
8	2309	COOPER, KATHY	38:43.06	12:29	50	F	SULLIVAN	Tiffany & Co.
9	2475	WRIGHT, GAIL	38:45.91	12:30	48	F	OWENSVILLE	
10	2472	WILSON, JULIE	41:14.57	13:18	49	F	ROLLA	
11	2318	DRAHEIM, TERESA	42:01.34	13:33	46	F	OWENSVILLE	OCC
12	2322	EBKER, AMY	42:15.68	13:38	47	F	FENTON	
13	2330	FARRIS, LYNNE	43:57.64	14:11	51	F	BELLE	Team Grimco
14	2419	REID, TAMMY	46:30.44	15:00	49	F	MO	
15	2393	MORITZ, CHRIS	47:42.40	15:23	47	F	OWENSVILLE	
16	2301	CALLIER, SHANNON	48:11.66	15:33	48	F	ROLLA	
17	2431	SANKEY, SHERRY	49:14.09	15:53	48	F	GERALD	
18	2476	WRIGHT, VALERY	49:35.80	15:59	48	F	OWENSVILLE	Teachers on the Run
19	2346	GIALLONGO, REBECCA	51:08.36	16:30	49	F	OWENSVILLE	
20	2316	DIEZ, KIM	52:52.57	17:03	47	F	GERALD	Kickin' Cancer Crew
21	2321	DURBIN, SHERRI	53:40.95	17:19	47	F	OWENSVILLE	Deadly Shins
22	2280	BEASLEY, MICHELLE	55:18.77	17:50	54	F	GERALD	OCC
23	2399	NOVOTNEY, LORETTA	56:26.23	18:12	48	F	OWENSVILLE	
24	2410	PRATER, KAREN	56:33.14	18:15	45	F	LINN	Team Grimco
25	2433	SCHAGGER, LISA	56:33.37	18:15	46	F	BERGER	Team Grimco
26	2480	GURGAS, JOYCE	56:41.94	18:17	53	F		Deadly Shins
27	2288	BOATMAN SR., MICHELLE	57:03.77	18:24	48	F	BLAND	
28	2272	ANGELL, HARRIET	57:28.42	18:32	51	F	GERALD	Kickin' Cancer Crew
29	2349	GLENN, LINDA	59:47.57	19:17	47	F	OWENSVILLE	

# THERAPYSOURCE COLOR SPLASH 5K DASH AGE


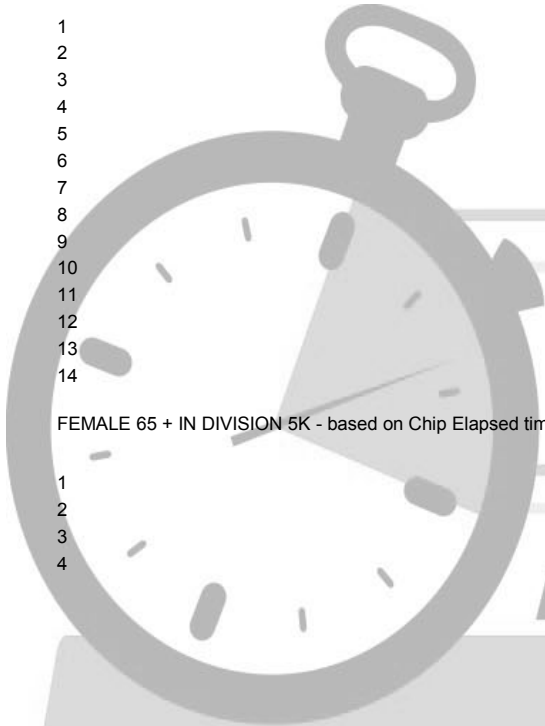
Position	Bib #	Name	FINISH	Pace	Age	Gender	City	Team
30	2370	KILLEEN, SANDY	1:00:23.46	19:29	54	F	CUBA	
31	2294	BUDDEMEYER, ANGELA	1:00:52.92	19:38	46	F	BELLE	Struempf Trucking
32	2193	BITTICK, NADINE	1:01:00.38	19:41	54	F		TEAM PARKER
33	2494	CUNNYHAM, CHARLOTTE	1:04:11.52	20:42	50	F		Deadly Shins

## FEMALE 55 - 64 IN DIVISION 5K - based on Chip Elapsed time

1	2334	FLAMION, PATRICIA	38:16.57	12:21	63	F	GERALD	OCC
2	2452	THURMOND, DONNA	38:18.98	12:21	55	F	SULLIVAN	Tiffany & Co.
3	2398	NASH, LOQUETTA	43:10.66	13:55	60	F	ROLLA	
4	2347	GIEBLER, BEVERLY	51:34.95	16:38	58	F	GERALD	Teachers on the Run
5	2332	FEAGAN, BARBARA	51:52.13	16:44	58	F	OWENSVILLE	Team Donnelley
6	2305	CHRISTENSON, WENDY	53:40.87	17:19	62	F	OWENSVILLE	Deadly Shins
7	2371	KLEIN, MARY	53:42.63	17:19	63	F	OWENSVILLE	Deadly Shins
8	2286	BINKHOELTER-SMITH, DIANA	55:19.78	17:51	55	F	OWENSVILLE	Deadly Shins
9	2277	BARNDOLLAR, JACKIE	55:35.60	17:56	57	F	OWENSVILLE	Team Donnelley
10	2417	RAY, BEV	56:40.96	18:17	55	F	BELLE	Deadly Shins
11	2267	ADAMS, MARY	1:00:00.01	19:21	58	F	OWENSVILLE	
12	2359	HINSON, CARLEEN	1:00:24.06	19:29	58	F	OWENSVILLE	Team Donnelley
13	2196	ARNETTE, SUE	1:01:02.40	19:41	57	F		THE WALKING DEAD
14	2311	CRULL, KAREN	1:02:35.40	20:11	60	F	BLAND	Deadly Shins

## FEMALE 65 + IN DIVISION 5K - based on Chip Elapsed time

1	2388	MCMINN, JANET	50:49.07	16:24	66	F	GERALD	OCC
2	2299	CALDWELL, JANICE	55:58.55	18:03	65	F	GERALD	
3	2438	SCHULTE, NORMA	1:01:49.23	19:56	69	F	OWENSVILLE	OCC
4	2315	DAWSON, POLLY	1:01:50.62	19:57	70	F	OWENSVILLE	OCC



# THERPYSOURCE COLOR SPLASH 5K DASH OVERALL

Position	Bib #	Name	FINISH	Pace	Age	Gender	City	Team
DIVISION: 5K								
1	2498	AHRING, TYLER	21:06.67	6:48	22	M		
2	2357	HALKER, STEVEN	21:27.59	6:55	32	M	GERALD	
3	2487	HELMIG, RANDY	22:11.01	7:09	39	M		Temple in Training
4	2483	BOHL, JOSH	24:35.20	7:56	22	M		
5	2489	GEHLERT, JOHN	25:26.56	8:12	50	M		
6	2367	JONES, DARRIN	25:27.06	8:13	30	M	GERALD	Kickin' Cancer Crew
7	2269	ALLEN, TORI	25:49.39	8:20	23	F	KIRKSVILLE	
8	2482	CASE, COREY	26:16.70	8:28	34	M		
9	2421	RICE, DANNY	26:33.71	8:34	40	M	ROSEBUD	
10	2271	ANDERSON, BRYAN	27:17.56	8:48	13	M	BLAND	Deadly Shins
11	2355	GREEN, CHRISTY	27:37.48	8:55	38	F	ROLLA	
12	2478	BROWN, JACOB	27:39.33	8:55	36	M		
13	2484	BOHL, JONATHAN	28:14.45	9:06	30	M		
14	2292	BRANSON, SCOTT	28:25.50	9:10	54	M	OWENSVILLE	
15	2331	FARRIS, CHUCK	28:28.57	9:11	54	M	BELLE	Team Grimco
16	2492	BOHL, BLAKE	29:20.92	9:28	17	M		
17	2420	RENNICK, TABATHA	29:24.91	9:29	32	F	SULLIVAN	Tiffany & Co.
18	2440	SEWALD, SONYA	29:27.58	9:30	46	F	BOURBON	Tiffany & Co
19	2304	CHAPMAN, DANA	30:26.22	9:49	35	F	ROSEBUD	Pink Cheetahs
20	2471	WILSON, BRADY	30:39.41	9:53	51	M	ROLLA	
21	2345	GERTH, JERRI	30:43.56	9:55	54	F	GERALD	JnL2 Crew
22	2490	RUETTIGERS, DOTTIE	31:00.84	10:00	54	F		
23	2291	BOUSE, BECKY	31:30.36	10:10	37	F	BOURBON	Tiffany & Co.
24	2339	FOWLER, ANDREW	32:05.64	10:21	22	M	OWENSVILLE	Team Grimco
25	2358	HENDRIX, COURTNEY	32:14.54	10:24	17	F	OWENSVILLE	OCC
26	2348	GLASER, DYANA	32:19.86	10:25	40	F	OWENSVILLE	Pink Cheetahs
27	2445	STOVER, TRACEY	32:42.47	10:33	37	F	SULLIVAN	
28	2365	HUGHES, STEPHANIE	32:59.86	10:38	40	F	SALEM	
29	2403	PIRTLE, JENNIFER	33:03.58	10:40	44	F	ST JAMES	
30	2194	WILDEBRANDT, HEATHER	33:12.81	10:43	40	F		
31	2343	GEISERT, NICK	33:22.79	10:46	31	M	OWENSVILLE	
32	2364	HUDDLESTON, RAENAN	33:26.58	10:47	50	F	ROLLA	

TherapySource Color Splash 5K Dash Overall

Position	Bib #	Name	FINISH	Pace	Age	Gender	City	Team
33	2495	MORRIS, PATRICK	33:29.88	10:48	56	M		
34	2412	QUICK, SAMANTHA	33:42.83	10:52	29	F	CUBA	Temple in Training
35	2486	ALLEN, TAYLOR	33:42.95	10:52	23	M		
36	2341	GEHLERT, CHRISTIE	33:43.17	10:53	43	F	BELLE	
37	2418	REHMERT, TRACIE	34:10.34	11:01	41	F	BLAND	
38	2381	LANIGAN, STACEY	34:21.09	11:05	36	F	SULLIVAN	Team Donnelley
39	2335	FLETCHER, MATT	34:36.24	11:10	29	M	OWENSVILLE	JnL2 Crew
40	2456	UFFMANN, HANNAH	34:36.73	11:10	34	F	OWENSVILLE	JnL2 Crew
41	2443	SOUTHERLAND, JENNY	34:37.17	11:10	27	F	GERALD	Flying S Trucking
42	2500	HAYES, NATALIE	34:38.57	11:10	35	F		Teachers on the Run
43	2407	POWERS, SARAH	34:39.07	11:11	46	F	OWENSVILLE	Teachers on the Run
44	2449	TAYLOE, SHANNON	34:46.94	11:13	46	F	OWENSVILLE	
45	2481	GRUBEN, BRAYDEN	34:47.31	11:13	14	F		
46	2276	AYTES, J. T.	34:53.84	11:15	11	M	OWENSVILLE	OCC
47	2270	ANDERSON, JULIE	35:15.46	11:22	15	F	HERMANN	
48	2363	HUBBARD, MICHAELA	35:15.58	11:22	15	F	HERMANN	
49	2352	GOODMAN, DANA	35:19.93	11:24	46	F	OWENSVILLE	
50	2275	AYTES, BRADLEY	36:16.15	11:42	17	M	OWENSVILLE	OCC
51	2285	BINKHOELTER, ANGIE	36:17.89	11:42	38	F	OWENSVILLE	Teachers on the Run
52	2432	SASSMANN, ERIN	36:17.95	11:42	31	F	OWENSVILLE	Teachers on the Run
53	2404	PIRTLE, REBECCA	36:29.85	11:46	15	F	ST JAMES	
54	2451	THURMOND, STEVE	36:33.79	11:47	58	M	SULLIVAN	Tiffany & Co.
55	2402	PETERS, TRACEY	36:36.02	11:48	40	F	BONHTS MILL	Pink Cheetahs
56	2406	POWERS, KAYLYN	36:41.55	11:50	11	F	OWENSVILLE	Teachers on the Run
57	2308	COOPER, ALYSSA	37:10.91	11:59	20	F	SPRINGFIELD	Tiffany & Co.
58	2319	DUNCAN, BRANDON	37:20.87	12:03	29	M	OWENSVILLE	
59	2460	VAN LEER, REBECA	37:58.29	12:15	32	F	STANTON	
60	2334	FLAMION, PATRICIA	38:16.57	12:21	63	F	GERALD	OCC
61	2452	THURMOND, DONNA	38:18.98	12:21	55	F	SULLIVAN	Tiffany & Co.
62	2436	SCHLEMPER, BECKY	38:26.27	12:24	17	F	LINN	Team Grimco
63	2491	BRYAN, MARIAH	38:26.60	12:24	15	F		Team Grimco
64	2360	HOEBBEL, JESSICA	38:43.01	12:29	29	F	BOURBON	Team Donnelley
65	2309	COOPER, KATHY	38:43.06	12:29	50	F	SULLIVAN	Tiffany & Co.
66	2475	WRIGHT, GAIL	38:45.91	12:30	48	F	OWENSVILLE	
67	2302	CALLIER, TONY	38:48.30	12:31	50	M	ROLLA	



# TherapySource Color Splash 5K Dash Overall

Position	Bib #	Name	FINISH	Pace	Age	Gender	City	Team
68	2462	VANDEGRIFFE, MISSY	40:23.25	13:02	44	F	BLAND	Pink Cheetahs
69	2453	TIBBETTS, MARITA	40:39.50	13:07	28	F	BELLE	Team Donnelley
70	2400	PANKEY, CLAYTON	40:41.34	13:07	7	M	BELLE	Team Donnelley
71	2458	VAN HORN, JODI	40:58.64	13:13	21	F	OWENSVILLE	JnL2 Crew
72	2415	RADEMACHER, MACKENZIE	40:58.78	13:13	12	F	OWENSVILLE	
73	2459	VAN HORN, VIRGINIA	40:58.88	13:13	19	F	OWENSVILLE	JnL2 Crew
74	2472	WILSON, JULIE	41:14.57	13:18	49	F	ROLLA	
75	2318	DRAHEIM, TERESA	42:01.34	13:33	46	F	OWENSVILLE	OCC
76	2488	VAUGHN, RICKI	42:01.36	13:33	40	F		
77	2322	EBKER, AMY	42:15.68	13:38	47	F	FENTON	
78	2307	COLEMAN, MAKAYLA	42:54.23	13:50	15	F	SULLIVAN	
79	2496	WALL, VICTORIA	42:54.51	13:50	15	F		
80	2353	GRAHAM, MELISSA	42:59.28	13:52	40	F	OWENSVILLE	Team Grimco
81	2398	NASH, LOQUETTA	43:10.66	13:55	60	F	ROLLA	
82	2325	ECKSTEIN, MATHILDA	43:14.99	13:57	12	F	UNION	
83	2333	FERGUSON, JANET	43:15.15	13:57	26	F	UNION	
84	2303	CARDOZA, BECKY	43:34.96	14:03	26	F	OWENSVILLE	
85	2330	FARRIS, LYNNE	43:57.64	14:11	51	F	BELLE	Team Grimco
86	2326	ECKSTEIN, VELMA	44:54.19	14:29	16	F	UNION	
87	2324	ECKSTEIN, HANNA	44:55.13	14:29	15	F	UNION	
88	2317	DIEZ, BEN	45:11.00	14:35	19	M	GERALD	Kickin' Cancer Crew
89	2408	POWERS, RICHARD	45:14.39	14:35	46	M	HERMANN	Teachers on the Run
90	2338	FOWLER, SHIRLEY	45:37.45	14:43	42	F	JEFFERSON CITY	Team Grimco
91	2446	STROTHKAMP, DEBBIE	45:37.67	14:43	44	F	SULLIVAN	Team Grimco
92	2437	SCHLEMPER, LISA	45:55.18	14:49	44	F	LINN	Team Grimco
93	2401	PARSONS, CINDY	45:57.29	14:49	41	F	HERMANN	
94	2383	LITTRELL, PAM	45:57.88	14:49	44	F	OWENSVILLE	Team Grimco
95	2430	SAMPLE, CHRISTINE	45:59.98	14:50	42	F	OWENSVILLE	Team Grimco
96	2448	TAYLOE, PAIGE	46:00.62	14:50	13	F	OWENSVILLE	
97	2395	MORITZ, SADIE	46:00.80	14:50	13	F	OWENSVILLE	
98	2409	POWERS, JILLIAN	46:25.08	14:58	10	F	HERMANN	Teachers on the Run
99	2289	BORGMANN, KATELYN	46:29.92	14:59	20	F	LESLIE	Kickin' Cancer Crew
100	2419	REID, TAMMY	46:30.44	15:00	49	F	MO	
101	2393	MORITZ, CHRIS	47:42.40	15:23	47	F	OWENSVILLE	
102	2499	CARWILE, ROXANNE	48:03.52	15:30	44	F		Struemph Trucking

# THERPYSOURCE COLOR SPLASH 5K DASH OVERALL

Position	Bib #	Name	FINISH	Pace	Age	Gender	City	Team
103	2350	GOOCH, TRAVIS	48:03.92	15:30	27	M	ROSEBUD	Kickin' Cancer Crew
104	2290	BORGMANN, KORY	48:04.26	15:30	23	M	GERALD	Kickin' Cancer Crew
105	2301	CALLIER, SHANNON	48:11.66	15:33	48	F	ROLLA	
106	2366	JONES, TABETHA	48:34.61	15:40	27	F	GERALD	Kickin' Cancer Crew
107	2387	MAYBERRY, STACEY	48:34.98	15:40	28	F	OWENSVILLE	
108	2368	JONES, DEREK	48:35.80	15:40	6	M	GERALD	Kickin' Cancer Crew
109	2464	WATSON, TINA	49:01.40	15:49	40	F	ROSEBUD	Pink Cheetahs
110	2354	GRANNEMANN, NICOLE	49:01.45	15:49	35	F	OWENSVILLE	Pink Cheetahs
111	2501	ADAMS, STEVE	49:03.90	15:49	59	M	OWENSVILLE	
112	2441	SHOEMAKER, JERRY	49:14.01	15:53	47	M	GERALD	
113	2431	SANKEY, SHERRY	49:14.09	15:53	48	F	GERALD	
114	2450	THORLAKSON, JENI	49:15.88	15:53	42	F	GERALD	
115	2476	WRIGHT, VALERY	49:35.80	15:59	48	F	OWENSVILLE	Teachers on the Run
116	2340	GARNER, ANDREA	49:49.94	16:04	44	F	OWENSVILLE	
117	2394	MORITZ, CHUCK	49:50.05	16:05	50	M	OWENSVILLE	
118	2442	SKOUBY, MELISSA	49:50.86	16:05	23	F	NEW HAVEN	Team Donnelley
119	2392	MORGAN, HOLLY	49:51.32	16:05	28	F	BELLE	OCC
120	2336	FLETCHER, ASHLEY	49:51.40	16:05	29	F	OWENSVILLE	Team Donnelley
121	2312	CRUTSINGER, JENNIFER	50:02.17	16:08	37	F	BELLE	
122	2454	TIBBETTS, ALESIA	50:07.81	16:10	39	F	BELLE	
123	2378	KUEBLER, BRAYDEN	50:13.50	16:12	10	M	ROSEBUD	
124	2477	ZIMMERLY SCHOENFELD, DINA	50:14.28	16:12	37	F	ROSEBUD	
125	2380	KUEBLER, SCOTT	50:27.25	16:16	41	M	ROSEBUD	
126	2320	DUNCAN, BOBBI	50:36.47	16:19	43	F	DIXON	
127	2377	KUEBLER, ALLIE	50:39.90	16:20	7	F	ROSEBUD	
128	2379	KUEBLER, CRYSTAL	50:40.21	16:21	36	F	ROSEBUD	
129	2388	MCMINN, JANET	50:49.07	16:24	66	F	GERALD	OCC
130	2390	MILLER, MARILYNN	51:00.55	16:27	41	F	BELLE	
131	2346	GIALLONGO, REBECCA	51:08.36	16:30	49	F	OWENSVILLE	
132	2369	KETCHERSIDE, TANGELIA	51:31.58	16:37	39	F	CUBA	Team Donnelley
133	2474	WNUK, MOLLY	51:34.13	16:38	9	F	OWENSVILLE	Teachers on the Run
134	2347	GIEBLER, BEVERLY	51:34.95	16:38	58	F	GERALD	Teachers on the Run
135	2469	WHELAN, SARA	51:35.49	16:38	40	F	OWENSVILLE	Teachers on the Run
136	2273	ANGELL-BORGMANN, MICHELLE	51:39.73	16:40	44	F	LESLIE	Kickin' Cancer Crew
137	2332	FEAGAN, BARBARA	51:52.13	16:44	58	F	OWENSVILLE	Team Donnelley

TherapySource Color Splash 5K Dash Overall

Position	Bib #	Name	FINISH	Pace	Age	Gender	City	Team
138	2444	SPENCER, SAM	52:34.98	16:57	59	M	BLAND	Deadly Shins
139	2316	DIEZ, KIM	52:52.57	17:03	47	F	GERALD	Kickin' Cancer Crew
140	2470	WHELAN, CHARLIE	53:14.24	17:10	9	M	OWENSVILLE	Teachers on the Run
141	2473	WNUK, TINA	53:14.71	17:10	34	F	OWENSVILLE	Teachers on the Run
142	2305	CHRISTENSON, WENDY	53:40.87	17:19	62	F	OWENSVILLE	Deadly Shins
143	2321	DURBIN, SHERRI	53:40.95	17:19	47	F	OWENSVILLE	Deadly Shins
144	2344	GERLOFF, BECKY	53:41.19	17:19	39	F	BLAND	Deadly Shins
145	2306	COEN, TERRY	53:41.35	17:19	59	M	OWENSVILLE	Deadly Shins
146	2313	CZESCHIN, JULIE	53:41.78	17:19	37	F	OWENSVILLE	Deadly Shins
147	2314	CZESCHIN, ALLI	53:41.87	17:19	16	F	OWENSVILLE	Deadly Shins
148	2371	KLEIN, MARY	53:42.63	17:19	63	F	OWENSVILLE	Deadly Shins
149	2281	BEASLEY, MARTY	54:46.21	17:40	53	M	GERALD	OCC
150	2280	BEASLEY, MICHELLE	55:18.77	17:50	54	F	GERALD	OCC
151	2284	BINKHOELTER, CADEN	55:19.28	17:51	11	M	GERALD	Deadly Shins
152	2286	BINKHOELTER-SMITH, DIANA	55:19.78	17:51	55	F	OWENSVILLE	Deadly Shins
153	2283	BINKHOELTER, KYRA	55:19.87	17:51	12	F	OWENSVILLE	Deadly Shins
154	2282	BINKHOELTER, MEGAN	55:20.27	17:51	13	F	OWENSVILLE	Deadly Shins
155	2351	GOOCH, HEATHER	55:27.02	17:53	23	F	ROSEBUD	Kickin' Cancer Crew
156	2295	CALDWELL, CAMRYN	55:31.51	17:55	7	F	OWENSVILLE	
157	2416	RASMUSSEN, BAILEY	55:32.47	17:55	13	F	OWENSVILLE	
158	2297	CALDWELL, LYNN	55:32.93	17:55	38	M	OWENSVILLE	
159	2296	CALDWELL, LYNN	55:35.10	17:56	7	M	OWENSVILLE	
160	2277	BARNDOLLAR, JACKIE	55:35.60	17:56	57	F	OWENSVILLE	Team Donnelley
161	2298	CALDWELL, STACY	55:40.21	17:57	39	F	OWENSVILLE	
162	2300	CALDWELL, CHARLES	55:40.79	17:57	68	M	GERALD	
163	2299	CALDWELL, JANICE	55:58.55	18:03	65	F	GERALD	
164	2397	MYERS, BRANDY	56:25.10	18:12	26	F	OWENSVILLE	
165	2399	NOVOTNEY, LORETTA	56:26.23	18:12	48	F	OWENSVILLE	
166	2410	PRATER, KAREN	56:33.14	18:15	45	F	LINN	Team Grimco
167	2433	SCHAGGER, LISA	56:33.37	18:15	46	F	BERGER	Team Grimco
168	2417	RAY, BEV	56:40.96	18:17	55	F	BELLE	Deadly Shins
169	2480	GURGAS, JOYCE	56:41.94	18:17	53	F		Deadly Shins
170	2423	ROGERS, DANIELLE	56:59.12	18:23	22	F	DIXON	
171	2414	RADEMACHER, HARM	57:00.54	18:23	10	M	OWENSVILLE	
172	2413	RADEMACHER, CRYSTAL	57:02.52	18:24	40	F	OWENSVILLE	

# TherapySource Color Splash 5K Dash Overall

Position	Bib #	Name	FINISH	Pace	Age	Gender	City	Team
173	2287	BOATMAN, MICHELLE	57:03.03	18:24	30	F	BLAND	
174	2288	BOATMAN SR., MICHELLE	57:03.77	18:24	48	F	BLAND	
175	2461	VANDEGRIFF, HALEY	57:21.71	18:30	22	F	BELLE	OCC
176	2337	FORSYTHE, AMY	57:22.06	18:30	26	F	BELLE	
177	2389	MICHEL, CAROL	57:23.11	18:31	26	F	BLAND	
178	2467	WEIRICH, DAYNA	57:27.84	18:32	42	F	GERALD	
179	2272	ANGELL, HARRIET	57:28.42	18:32	51	F	GERALD	Kickin' Cancer Crew
180	2428	RYALS, JILL	57:30.94	18:33	43	F	OWENSVILLE	
181	2327	ENGELBRECHT, HALLE	58:50.90	18:59	10	F	GERALD	Flying S Trucking
182	2278	BAYLESS, JESSIE	58:52.28	18:59	32	F	OWENSVILLE	Teachers on the Run
183	2424	ROYLE, STEPHANIE	58:52.92	18:59	34	F	LESLIE	Teachers on the Run
184	2279	BAYLESS, JEREMY	58:53.73	18:59	33	M	OWENSVILLE	Team Grimco
185	2382	LAWYER, ROBIN	58:58.40	19:01	39	F	ROLLA	
186	2274	ATKISSON, COLE	58:59.37	19:02	16	M	ROLLA	
187	2422	ROBINSON, DANYEE	59:23.07	19:09	23	F	GERALD	Flying S Trucking
188	2447	STRUEMPH, BRITANI	59:45.66	19:16	26	F	BELLE	Struemph Trucking
189	2349	GLENN, LINDA	59:47.57	19:17	47	F	OWENSVILLE	
190	2405	POLLITE, JADEN	59:48.52	19:17	8	M	OWENSVILLE	
191	2267	ADAMS, MARY	1:00:00.01	19:21	58	F	OWENSVILLE	
192	2370	KILLEEN, SANDY	1:00:23.46	19:29	54	F	CUBA	
193	2434	SCHARFENBERG, ALEAH	1:00:23.97	19:29	32	F	CUBA	
194	2359	HINSON, CARLEEN	1:00:24.06	19:29	58	F	OWENSVILLE	Team Donnelley
195	2435	SCHARFENBERG, MACKENZIE	1:00:24.49	19:29	8	F	CUBA	
196	2374	KNIGHT, AMY	1:00:37.65	19:33	38	F	OWENSVILLE	
197	2455	TUCKER, BECKY	1:00:52.17	19:38	38	F	OWENSVILLE	Temple in Training
198	2294	BUDDEMEYER, ANGELA	1:00:52.92	19:38	46	F	BELLE	Struemph Trucking
199	2425	RUFFNER, JORDAN	1:00:55.71	19:39	22	F	OWENSVILLE	JnL2 Crew
200	2193	BITTICK, NADINE	1:01:00.38	19:41	54	F		TEAM PARKER
201	2196	ARNETTE, SUE	1:01:02.40	19:41	57	F		THE WALKING DEAD
202	2195	MONZYK, BETH	1:01:02.82	19:41	31	F		THE WALKING DEAD
203	2468	WEISKOPF, TIFFANY	1:01:27.51	19:49	37	F	SULLIVAN	Tiffany & Co
204	2356	GRUEN, KASEY	1:01:27.62	19:49	25	F	LEASBURG	Tiffany & Co
205	2376	KOEHN, SHELIA	1:01:40.86	19:54	44	F	BLAND	
206	2386	MATHIS, ASHLEY	1:01:44.67	19:55	25	F	ROBERTSVILLE	Tiffany & Co
207	2438	SCHULTE, NORMA	1:01:49.23	19:56	69	F	OWENSVILLE	OCC

TherapySource Color Splash 5K Dash Overall

Position	Bib #	Name	FINISH	Pace	Age	Gender	City	Team
208	2315	DAWSON, POLLY	1:01:50.62	19:57	70	F	OWENSVILLE	OCC
209	2329	FARRAR, DONIELLE	1:02:10.05	20:03	40	F	OWENSVILLE	Temple in Training
210	2497	COPELAND, RONALD	1:02:10.38	20:03	79	M		
211	2311	CRULL, KAREN	1:02:35.40	20:11	60	F	BLAND	Deadly Shins
212	2342	GEISERT, EMILY	1:04:01.18	20:39	28	F	OWENSVILLE	
213	2466	WEHMEYER, HEATHER	1:04:04.06	20:40	38	F	OWENSVILLE	OCC
214	2493	RODRIGUEZ, SHELIA	1:04:08.73	20:41	29	F		Deadly Shins
215	2494	CUNNYHAM, CHARLOTTE	1:04:11.52	20:42	50	F		Deadly Shins



## Team Report: Total Time based on fastest 5 Team Members

Place	Total Time	Team Name	Athletes	Team Members
-------	------------	-----------	----------	--------------

### DIVISION: 5K

1	02:52:58.977	TIFFANY & CO.	6	TEAM MEMBERS
	00:31:30.367	TIFFANY & CO.	6	BECKY BOUSE
	00:37:10.916	TIFFANY & CO.	6	ALYSSA COOPER
	00:38:43.062	TIFFANY & CO.	6	KATHY COOPER
	00:29:24.916	TIFFANY & CO.	6	TABATHA RENNICK
	00:36:33.796	TIFFANY & CO.	6	STEVE THURMOND
	00:38:18.982	TIFFANY & CO.	6	DONNA THURMOND
2	02:58:35.054	TEACHERS ON THE RUN	15	TEAM MEMBERS
	00:58:52.288	TEACHERS ON THE RUN	15	JESSIE BAYLESS
	00:36:17.897	TEACHERS ON THE RUN	15	ANGIE BINKHOELTER
	00:51:34.950	TEACHERS ON THE RUN	15	BEVERLY GIEBLER
	00:36:41.551	TEACHERS ON THE RUN	15	KAYLYN POWERS
	00:34:39.074	TEACHERS ON THE RUN	15	SARAH POWERS
	00:45:14.392	TEACHERS ON THE RUN	15	RICHARD POWERS
	00:46:25.081	TEACHERS ON THE RUN	15	JILLIAN POWERS
	00:58:52.928	TEACHERS ON THE RUN	15	STEPHANIE ROYLE
	00:36:17.957	TEACHERS ON THE RUN	15	ERIN SASSMANN
	00:51:35.493	TEACHERS ON THE RUN	15	SARA WHELAN
	00:53:14.243	TEACHERS ON THE RUN	15	CHARLIE WHELAN
	00:53:14.712	TEACHERS ON THE RUN	15	TINA WNUK
	00:51:34.130	TEACHERS ON THE RUN	15	MOLLY WNUK
00:49:35.808	TEACHERS ON THE RUN	15	VALERY WRIGHT	
00:34:38.575	TEACHERS ON THE RUN	15	NATALIE HAYES	
3	03:00:26.378	TEAM GRIMCO	14	TEAM MEMBERS
	00:58:53.736	TEAM GRIMCO	14	JEREMY BAYLESS
	00:43:57.641	TEAM GRIMCO	14	LYNNE FARRIS
	00:28:28.570	TEAM GRIMCO	14	CHUCK FARRIS
	00:45:37.453	TEAM GRIMCO	14	SHIRLEY FOWLER
	00:32:05.643	TEAM GRIMCO	14	ANDREW FOWLER
	00:42:59.284	TEAM GRIMCO	14	MELISSA GRAHAM
	00:45:57.884	TEAM GRIMCO	14	PAM LITRELL

Team Report: Total Time based on fastest 5 Team Members

Place	Total Time	Team Name	Athletes	Team Members
	00:56:33.140	TEAM GRIMCO	14	KAREN PRATER
	00:45:59.981	TEAM GRIMCO	14	CHRISTINE SAMPLE
	00:56:33.379	TEAM GRIMCO	14	LISA SCHAGGER
	00:38:26.276	TEAM GRIMCO	14	BECKY SCHLEMPER
	00:45:55.183	TEAM GRIMCO	14	LISA SCHLEMPER
	00:45:37.672	TEAM GRIMCO	14	DEBBIE STROTHKAMP
	00:38:26.605	TEAM GRIMCO	14	MARIAH BRYAN
4	03:01:54.083	JNL2 CREW	9	TEAM MEMBERS
	00:00:00.000	JNL2 CREW	9	HUNTER ENSZ
	00:34:36.249	JNL2 CREW	9	MATT FLETCHER
	00:30:43.567	JNL2 CREW	9	JERRI GERTH
	00:00:00.000	JNL2 CREW	9	LUKE LONIGRO
	01:00:55.713	JNL2 CREW	9	JORDAN RUFFNER
	00:00:00.000	JNL2 CREW	9	CHERYL RUFFNER
	00:34:36.733	JNL2 CREW	9	HANNAH UFFMANN
	00:40:58.647	JNL2 CREW	9	JODI VAN HORN
	00:40:58.887	JNL2 CREW	9	VIRGINIA VAN HORN
5	03:03:42.464	OCC	14	TEAM MEMBERS
	00:36:16.158	OCC	14	BRADLEY AYLES
	00:34:53.847	OCC	14	J. T. AYLES
	00:55:18.770	OCC	14	MICHELLE BEASLEY
	00:54:46.213	OCC	14	MARTY BEASLEY
	01:01:50.629	OCC	14	POLLY DAWSON
	00:42:01.347	OCC	14	TERESA DRAHEIM
	00:38:16.572	OCC	14	PATRICIA FLAMION
	00:32:14.540	OCC	14	COURTNEY HENDRIX
	00:50:49.078	OCC	14	JANET MCMINN
	00:49:51.326	OCC	14	HOLLY MORGAN
	00:00:00.000	OCC	14	CASSIDY PRATER
	01:01:49.239	OCC	14	NORMA SCHULTE
	00:57:21.710	OCC	14	HALEY VANDEGRIF
	01:04:04.060	OCC	14	HEATHER WEHMEYER

Team Report: Total Time based on fastest 5 Team Members

Place	Total Time	Team Name	Athletes	Team Members
6	03:08:46.776	PINK CHEETAHS	8	TEAM MEMBERS
	00:30:26.227	PINK CHEETAHS	8	DANA CHAPMAN
	00:00:00.000	PINK CHEETAHS	8	PAULA COPELAND
	00:32:19.867	PINK CHEETAHS	8	DYANA GLASER
	00:49:01.452	PINK CHEETAHS	8	NICOLE GRANNEMANN
	00:00:00.000	PINK CHEETAHS	8	CAROLYN MORITZ
	00:36:36.023	PINK CHEETAHS	8	TRACEY PETERS
	00:40:23.250	PINK CHEETAHS	8	MISSY VANDEGRIFFE
	00:49:01.409	PINK CHEETAHS	8	TINA WATSON
7	03:24:15.827	TEAM DONNELLEY	10	TEAM MEMBERS
	00:55:35.603	TEAM DONNELLEY	10	JACKIE BARNDOLLAR
	00:51:52.133	TEAM DONNELLEY	10	BARBARA FEAGAN
	00:49:51.407	TEAM DONNELLEY	10	ASHLEY FLETCHER
	01:00:24.064	TEAM DONNELLEY	10	CARLEEN HINSON
	00:38:43.019	TEAM DONNELLEY	10	JESSICA HOEBBEL
	00:51:31.589	TEAM DONNELLEY	10	TANGELIA KETCHERSIDE
	00:34:21.090	TEAM DONNELLEY	10	STACEY LANIGAN
	00:40:41.344	TEAM DONNELLEY	10	CLAYTON PANKEY
	00:49:50.868	TEAM DONNELLEY	10	MELISSA SKOUBY
00:40:39.506	TEAM DONNELLEY	10	MARITA TIBBETTS	
8	03:33:16.185	KICKIN' CANCER CREW	11	TEAM MEMBERS
	00:57:28.425	KICKIN' CANCER CREW	11	HARRIET ANGELL
	00:51:39.734	KICKIN' CANCER CREW	11	MICHELLE ANGELL-BORGMANN
	00:46:29.923	KICKIN' CANCER CREW	11	KATELYN BORGMANN
	00:48:04.266	KICKIN' CANCER CREW	11	KORY BORGMANN
	00:52:52.576	KICKIN' CANCER CREW	11	KIM DIEZ
	00:45:11.002	KICKIN' CANCER CREW	11	BEN DIEZ
	00:48:03.928	KICKIN' CANCER CREW	11	TRAVIS GOOCH
	00:55:27.023	KICKIN' CANCER CREW	11	HEATHER GOOCH
	00:48:34.616	KICKIN' CANCER CREW	11	TABETHA JONES
	00:25:27.066	KICKIN' CANCER CREW	11	DARRIN JONES
	00:48:35.800	KICKIN' CANCER CREW	11	DEREK JONES



Team Report: Total Time based on fastest 5 Team Members

Place	Total Time	Team Name	Athletes	Team Members
9	04:00:55.570	DEADLY SHINS	18	TEAM MEMBERS
	00:27:17.565	DEADLY SHINS	18	BRYAN ANDERSON
	00:55:20.274	DEADLY SHINS	18	MEGAN BINKHOELTER
	00:55:19.876	DEADLY SHINS	18	KYRA BINKHOELTER
	00:55:19.289	DEADLY SHINS	18	CADEN BINKHOELTER
	00:55:19.785	DEADLY SHINS	18	DIANA BINKHOELTER-SMITH
	00:53:40.875	DEADLY SHINS	18	WENDY CHRISTENSON
	00:53:41.353	DEADLY SHINS	18	TERRY COEN
	01:02:35.400	DEADLY SHINS	18	KAREN CRULL
	00:53:41.786	DEADLY SHINS	18	JULIE CZESCHIN
	00:53:41.871	DEADLY SHINS	18	ALLI CZESCHIN
	00:53:40.953	DEADLY SHINS	18	SHERRI DURBIN
	00:53:41.197	DEADLY SHINS	18	BECKY GERLOFF
	00:53:42.631	DEADLY SHINS	18	MARY KLEIN
	00:56:40.966	DEADLY SHINS	18	BEV RAY
	00:52:34.980	DEADLY SHINS	18	SAM SPENCER
	00:56:41.943	DEADLY SHINS	18	JOYCE GURGAS
	01:04:08.731	DEADLY SHINS	18	SHELIA RODRIGUEZ
	01:04:11.524	DEADLY SHINS	18	CHARLOTTE CUNNYHAM

